


## Quick Connection Spring Cage Hybrid Terminal Block QTCS

<b>Article description</b>	<b>QTCS 2,5 *</b>
Article no.	3206500 *
<b>EC-TYPE EXAMINATION CERTIFICATE IECEX-CERTIFICATE</b>	<b>KEMA 05ATEX2148 U * IECEX KEM 07.0010 U *</b>
Marking	Ex e II KEMA 05ATEX2148 U IECEX KEM 07.0010 U
<b>Assembly on mounting rails</b>	<b>NS 35 acc. to EN 60715-TH 35</b>
Stripping length <sup>1)</sup>	10 mm
Frequency of circuit at same cross-section <sup>2)</sup>	100
Assembly instructions	See page 2
Operating temperature range	-45 °C ... +90 °C
Wiring temperature range	-10 °C ... +90 °C



### Technical data according to EN 60079-7 (increased safety „e“)

Rated insulation voltage	500 V	
Rated voltage	550 V	
Nominal current	22,5 A	
Max. rated current	22,5A	
<b>Connection capacity</b>		
Rated cross-section	2,5 mm <sup>2</sup>	AWG 14
Max conductor cross-section	2,5 mm <sup>2</sup> rigid and flexible <sup>2)</sup>	AWG 14
	4 mm <sup>2</sup> flexible <sup>1)</sup>	AWG 12
	6 mm <sup>2</sup> rigid <sup>1)</sup>	AWG 10
Connectable conductor cross-section	0,08 - 4 mm <sup>2</sup> flexible <sup>1)</sup>	AWG 28 - 12
	0,08 - 6 mm <sup>2</sup> rigid <sup>1)</sup>	AWG 28 - 10
	0,5 - 2,5 mm <sup>2</sup> rigid and flexible <sup>2)</sup>	AWG 20 - 14

### Data of insulation material

Description	PA 6.6	
Creep resistance acc. to IEC 60112 / material group	CTI 600 / I	

### Accessories

	Description	Article no.	
Cover	D-QTCS 2,5	3206584	
	FBS 2-6	3030336	
Jumper	FBS 3-6	3030242	
	FBS 4-6	3030255	Max. 22 A / 2,5 mm <sup>2</sup>
	FBS 5-6	3030349	
	FBS 10-6	3030271	
	FBS 20-6	3030365	

<sup>1)</sup> only Spring cage connection

<sup>2)</sup> only Quick connection

\* valid for colour variants

## Important assembly instructions – increased safety „e“

The Quick Connection (Hybrid) Terminal Blocks are suitable for use in enclosures in atmospheres with flammable gases or combustible dust. For flammable gases these enclosures must satisfy the requirements according to EN 60079-0 and EN 60079-7. For combustible dust these enclosures must satisfy the requirements according to EN 50281-1-1.

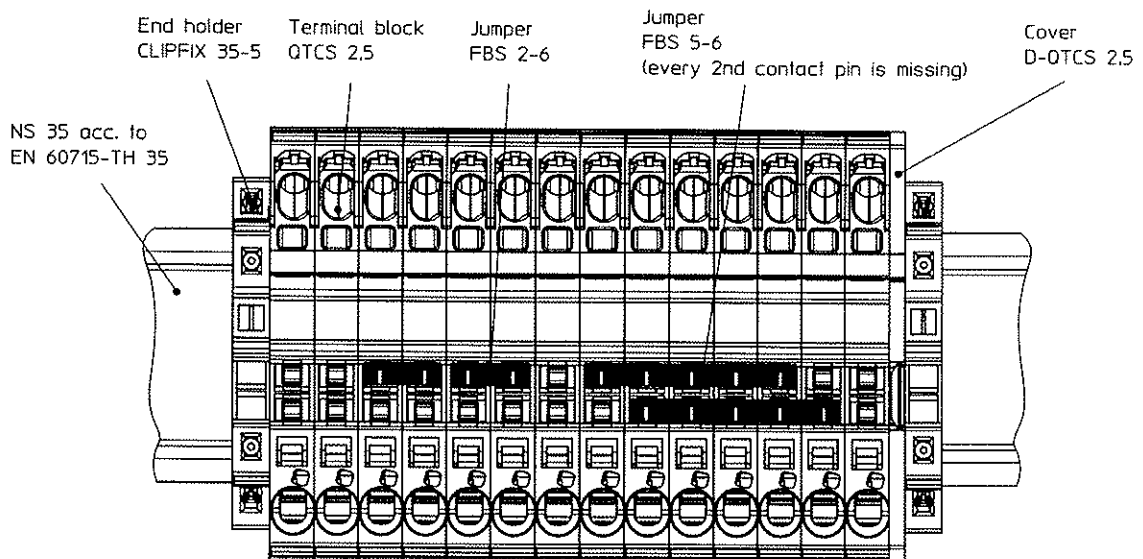
When assembling with other certified series and sizes of terminal blocks and using belonging accessories, the required creepage distances and clearances have to be observed.

When using the jumpers to achieve a skipped bridging the rated voltage is reduced to 352 V.

If conductors with smaller cross section as the rated cross section are used, the belonging lower current has to be laid down in the EC-Type Examination Certificate of the complete apparatus.

The Quick Connection (Hybrid) Terminal Blocks may be used, based on the self-heating when used at the nominal current and at ambient temperatures of  $-45\text{ °C}$  to  $+40\text{ °C}$  at the mounting position in electrical apparatus, e.g. junction and connection boxes, for temperature class T6. When the Terminal Blocks are used in electrical apparatus of temperature classes T1 up to T5, the highest temperature of the insulating material shall not exceed the maximum value of the operating temperature range.

The Terminal Blocks and their appropriate accessories have to be assembled as specified below.



## Operational instructions – Intrinsic safety “i”

EN 60079-14 Clause 12 describes modular terminal blocks as simple apparatus when used in intrinsically-safe circuits. Testing by a notified body and marking is not required. If terminal blocks be identifiable as part of an intrinsically circuit are marked by a colour, the colour used shall be **light blue**.

Testing for compliance to intrinsically safe requirements including clearance, creepage, and solid insulation distances specified in EN 60079-0 (EN 50014) and EN 60079-11 (EN 50020) have been performed for circuits up to **60 V**.

Compliance with distance requirements of EN 60079-14 Clause 12.2.3 for the connection of separated intrinsically-safe circuit accessories is met. A minimum distance of 50 mm to separate clamping units of intrinsically-safe and non intrinsically-safe circuits is required through the use of a separating plate or similar device.

## Attestation of Conformity

The above mentioned product is in line with the provisions of the below marked directive and their modification directive(s):

94/9/EC ATEX Directive

Compliance with Essential Health and Safety Requirements has been assured by compliance with:

EN 60079-0:2004

EN 60079-7:2003

EN 50281-1-1:1998 + A1


The conformity with the provisions of the ATEX directive were certified by

Notified Body: KEMA Quality B.V.

Address: Utrechtseweg 310, NL-6812 AR Arnhem, The Netherlands [Ident.-No.: 0344]

Certificate: KEMA 05ATEX2148 U, 2005-12-23  
(No., Date)


Blomberg, 2007-12-11

  
A. Gerhard Leßmann  
Business Unit Device Connection  
Technology  
Ex-Representative

  
Dirk Görhlitzer  
Business Unit Industrial Connection  
Technology  
Head of Business Unit

This attestation certifies the conformity with the indicated directive, it does not, however, covenant any characteristics. The instructions for safety and installation have to be observed.

Phoenix Contact GmbH & Co. KG  
Flachmarktstraße 8  
32825 Blomberg  
Germany

 +49 – (0) 52 35 – 3-00

 +49 – (0) 52 35 – 3-4 12 00

 [www.phoenixcontact.com](http://www.phoenixcontact.com)